



# Preschool Fun & Games

ST  
PATRICK'S

Name:

# Counting Cats and Dogs

**Directions:** Count how many of each animal you see.  
Write the answers in the box provided below.



CATS

DOGS

# Writing the Alphabet

A a B b C c D d

E e F f G g H h


I i J j K k L l

M m N n O o P p

Q q R r S s T t


U u V v W w X x

Y y Z z




# Pop Art Colouring

Use different pop art styles to colour the images below.



# Spot the Difference

Colouring Sheet





# Craft Time!



## Toilet Roll Binoculars


What you will need:

Two toilet paper rolls or a kitchen towel roll cut in half - paint (or plain coloured paper) - PVA glue - ribbon




- 1) If it is a sunny day, why not craft in the garden? Firstly choose your colours and paint your rolls. If you don't want to paint, you can cover your rolls in coloured paper – a bit like wrapping a present.
- 2) Once your paint is dry, glue on your ribbon (or staple it on) and then add the decorations. We used out clothes pegs to hold things in place whilst it dried.
- 3) Glue your two rolls together. Again, you may want to use clothes pegs to hold your rolls in place whilst it dries.
- 4) Add any remaining decorations such as stickers and let dry!
- 5) Now it's time to go on a Nature Scavenger Hunt. Can you find all the items on the next page of your booklet?

# Nature Scavenger Hunt






Circle each item as you spot it!







# Animals



are




all



around



# Colour by Number Candy



1- red

4- blue

2- green

5- purple

3- yellow


6- orange

# Indoor Scavenger Hunt

Tick off each activity as you achieve it!



Reunite a lost sock



Unpack the dishwasher




Drink water

Put away my toys



Write a friend a letter



Give a carer a foot massage



Empty the bins



# Feelings Chart


Instructions: Use this chart to help children label how they feel.




VERY HAPPY



HAPPY



CONTENT



SILLY




SCARED



SAD, WORRIED




ANGRY, MAD




CONFUSED



HURT




TIRED



SAD


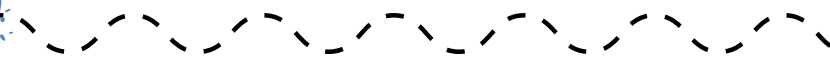

# *Family*

This is my family



There are  members  
in my family.


# Trace the line









# Colour the Rainbow fish

Colour the fish with different colours as directed.



*Match the sea creature  
to their colour*





*St Patrick's Catholic  
Primary School  
East Gosford*